

11 JanSan / Commercial / Residential Systems

- Mixing Stations (Proportioners)
- Pump Up Foamers
- Compact Sprayers and Airless Foamers
- Spray-Alls
- Airless Foamers
- Combination Systems
 - Airless Foam / Rinse
 - Airless Foam / Spray
 - Airless Foam / Rinse / Spray
- Compressed Air Foamers
- Air/Electric Pump Operated Foamers
- Pressure Washer Applicators



Lafferty®

EQUIPMENT MANUFACTURING INC.

CATALOG 11

**JanSan / Commercial / Residential
Chemical Cleaning Systems**

for

Janitorial Services
Roof and Siding Cleaning
Greenhouse Applications
Pressure Washer Applications
Small Area Cleaning / Detailing
Veterinary / Animal Husbandry Applications

www.LaffertyEquipment.com

5614 Oak Grove Road • North Little Rock, AR 72118

Phone: 800-999-2820 / 501-851-2820 • Fax Orders: 800-699-3719

JanSan / Commercial / Residential Chemical Cleaning Systems

Complete Balanced Systems for the Tough Jobs in Your Day

In the world of work, leaders work hard and don't mind putting in a long day, but most try not to waste effort. If you are one of the ones who aren't afraid of work but still prefer to work smarter, not harder, you will appreciate and benefit from the chemical cleaning systems selected for your consideration in this catalog. Everything is focused toward helping you get the job done completely and with the best efficiency of time, effort and water and chemical usage so you can be satisfied with a job well done then move on to the next one, quickly. Our hallmarks are:

Focus on Performance

- Application-specific designs to create integrated balanced systems
- Machined injector and foamer bodies engineered for their specific, intended use
- Reliable, precision metering options

Focus on Quality, Reliability and Durability

- Designed to endure heavy usage in industrial settings with minimal maintenance requirements
- Lafferty's proprietary stainless steel and polypropylene components are precision machined on state-of-the-art CNC and traditional machine tools in Lafferty's manufacturing facility in Arkansas.
- Extensive testing of all finished products
- Material selection for optimum chemical and industry compatibility, with all wetted parts chemically resistant

Focus on Service

- Dedicated to superior customer service and support
- Prompt order shipment
- Detailed website and catalog information for equipment selection
- Comprehensive Installation and Operation Instructions

CONTENTS

PRE-DILUTED (RTU) CHEMICAL APPLICATORS

- Pump Up Foamers page 4

WATER DRIVEN (VENTURI) SYSTEMS – NO COMPRESSED AIR REQUIRED

- Mixing Stations (Proportioners) pages 6-7

• Compact Sprayers and Airless Foamers

City Pressure

- Compact Sprayers page 8

- Compact Airless Foamers page 9

High Pressure

- Compact Sprayers and Airless Foamers page 18

• Hose End Sprayers and Airless Foamers

- City Pressure page 10

- High Pressure page 19

- **Spray-Alls** (City Pressure) page 11

- **Airless Foamers** (City Pressure) page 12

• Combination Systems

City Pressure

- Uni-Body™ Spray/ Airless Foam System page 13

- WR-1 Spray-Alls – (Spray or Airless Foam) / Rinse page 14

- WR-2 Spray-Alls – Airless Foam / Rinse / Spray pages 15-16

High Pressure

- Stainless Steel Combo Airless Foamer / Sprayer Kits page 20

- Bypass Airless Foamers / Sprayers page 21

- **PRESSURE WASHER APPLICATORS** pages 17 - 21

SPECIALTY

- Water-Driven Portable with Electric Air Compressor page 22

• Air or Electric Pump Operated Systems

- 20 Gallon Small Area Cleaning System (SACS) page 23

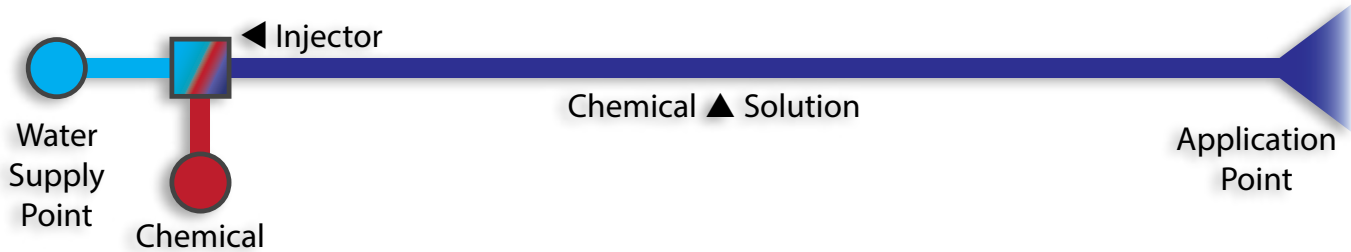
- Precision Foamers page 24

- **ACCESSORIES** pages 25 - 27

Chemical Dilution Considerations

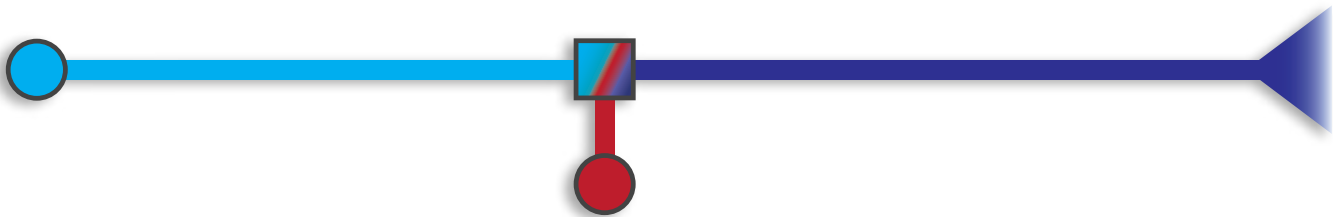
Lafferty applicators are offered with several chemical dilution setups to fit the demands of various types of jobs. Below are brief details about the different chemical dilution configurations.

Injector (Venturi) Mounted Close to Water Supply Point — The most common arrangement has the venturi chemical applicator/injector mounted to a surface near the water supply with chemical concentrate close by. Diluted chemical solution flows through the discharge hose and is projected through the nozzle. **Systems included:** Wall mount models for Uni-Body Spray-Alls, Uni-Body Airless Foamers; WR-1 and WR-2 systems; Mixing Stations (*which dispense the solution through a hose without a nozzle, directly into containers*). High Pressure Bypass Foamers / Sprayers are equipped with a mounting base for this type arrangement, but are often set up differently (see *Injector System Between Water Supply Point and Application Point*, below).



Pre-Dilute Applicators utilize pre-diluted, ready-to-use (RTU) chemical that is supplied by a venturi Mixing Station or that is pre-mixed by hand. **Systems included:** Pump-Up Foamers (page 4) and the Portable PD Precision Foamer (page 24).

Injector (Venturi) System Between Water Supply Point and Application Point — When you desire to extend your reach further than the standard discharge hose allows, a water supply hose can be connected between the water supply point and the applicator unit. This setup keeps the ball valve controls on the unit close at hand for alternating between foam or spray or rinse functions and keeps the discharge hose to a manageable length for clearing chemical from the hose when changing to rinse mode. This is the standard setup for portable venturi models. It is also a common setup for High Pressure Bypass Foamers/Sprayers when they are connected to a pressure washer.



Injector (Venturi) at Hose End — The injector and the hose-end applicator are all in one so chemical is injected into the water stream just before application so only water flows through the hose. Switch from chemical application to rinsing with no need to wait for chemical to clear from the hose. Models feature either an attached, 32 ounce chemical bottle or chemical suction tubing that draws from any detached container supplied by the user. Offered as City Water Pressure and High Pressure models for use with power washers. **Systems included:** Compact Sprayers; Compact Airless Foamers; Stainless Steel Combo Airless Foamer / Sprayer Kits.



KEY: ● Water ● Chemical Concentrate ● Diluted Chemical Solution

Pre-Diluted (RTU) Chemical Applicators

LAFFERTY PUMP-UP FOAMERS combine the advantages of foam application with the familiar ease and portability characteristics of a pump-up sprayer. Simply add ready-to-use (RTU) chemical solution to the tank, pressurize the tank with air and start foaming.

Lafferty Pump Up Foamers force-feed some of the air from the pressurized tank into the solution to produce rich, clinging foam that is ideal for precision foaming small areas in a wide variety of applications.

Constructed of high density polyethylene with UV inhibitors and other chemical resistant materials.

PUMP-UP FOAMERS

REQUIRES: RTU CHEMICAL SOLUTION

- The high density HDPE tank, partly filled with solution, is pressurized with air using the built-in hand pump, which provides the operating pressure to project the solution through the hose and wand onto surfaces. The 3 Gallon model includes a compressed air "quick charge" valve.
- Lafferty's internal air injector force-feeds air into the RTU chemical solution to create a rich, clinging foam
- Ideal applications (Viton/Nitrile seals): car wash / detailing shop for pre-soaks, bug and tar solutions, wheel and tire cleaners; lawn and garden for precise application of herbicides / insecticides; anywhere precision application is desired
 - Also suitable for concrete applications, form release agents, sealers and hardeners
- EPDM models are ideal for use with caustic and/or chlorinated alkaline chemicals commonly used for hood and vent cleaning.
- Can be used for demonstrating / testing the effectiveness of a foaming chemical and / or its foaming characteristics
- Flow rate is optimized to conserve chemical while generating the ideal volume of foam for the job at hand
- Advanced pump design requires less than half the pumping effort typically required to pressurize similar units
- These foamers feature a heavy-duty hose and trigger gun, an extension wand, and a wide-pattern fan nozzle.

Includes

- High density polyethylene (HDPE) tank with UV inhibitor
- Viton seals and O-rings (EPDM available)
- Pressure relief valve
- Machined, internal Lafferty air injector/foamer body
- 6' discharge hose and trigger gun with locking latch
- 10" polypropylene wand with stainless steel fan nozzle
- Webbed nylon carrying strap
- "Quick Charge" inflation valve (925005 and 925005-E)




Model #	Description
925004	1.5 Gallon Pump-Up Foamer Pro
925005	3 Gallon Pump-Up Foamer Pro
With EPDM Seals and O-rings	
925004-E	1.5 Gallon Pump-Up Foamer Pro (EPDM seals)
925005-E	3 Gallon Pump-Up Foamer Pro (EPDM seals)



EPDM models are good for use with the caustic and/or chlorinated alkaline chemicals commonly used for hood and vent cleaning.

JanSan / Commercial / Residential Chemical Cleaning Systems



Janitorial Services

Roof and Siding Cleaning

Greenhouse Applications

Pressure Washer
Applications

Small Area
Cleaning / Detailing

Veterinary / Animal
Husbandry Applications



Water-Driven (Venturi) – No Air Required



LAFFERTY MIXING STATIONS™ are water-driven venturi proportioners that accurately dilute chemical concentrates to required ratios and fill any size container with diluted, ready-to-use (RTU) chemical solution. Lafferty Mixing Stations eliminate the need for manual mixing, optimizing chemical utilization, employee safety and labor efficiency.

Offered with Lafferty's signature heavy-duty stainless steel mounting enclosures.

PUSH LEVER AND BALL VALVE MIXING STATIONS

REQUIRES: 25-125 PSI WATER

- **Push Lever Mixing Stations** require the user to push and hold the lever to dispense, preventing accidental overfilling of containers.
- **Ball Valve Mixing Stations** provide hands-free dispensing of chemical solutions.
- Choice of left or right side garden hose water inlet
- All Mixing Stations can be plumbed in series
- Choice of three water flow rates for filling small to large containers
- Certified to ASSE Standard 1055 for backflow prevention


REQUIREMENTS / SPECIFICATIONS

Water Pressure	25 - 125 PSI	1.7 - 8.6 bar
Water Flow Rate	@ 40 PSI	@ 2.8 bar
Bottle Fill (BF)	0.6 gpm	2.3 lpm
Low Flow (LF)	2.1 gpm	7.9 lpm
High Flow (HF)	4.5 gpm	17.0 lpm

- **When ordering, specify the flow for each push lever or ball valve.** Any combination may be selected. (Example: Model 981400, 4-Way Push Lever — HF, HF, LF, BF)
- All mixing stations are built with EPDM check valves (Viton optional — specify at time of order)

Includes

- Stainless steel mounting enclosure
- Integrated hose connection vacuum breakers
- Polypropylene injector bodies
- Color-coded metering tips (20)
- Metering tip driver



Extra heavy-duty brass valve for unrivalled durability

Model #	Description
981100	1-Way Push Lever Mixing Station
981200	2-Way Push Lever Mixing Station
981300	3-Way Push Lever Mixing Station
981400	4-Way Push Lever Mixing Station



Model #	Description
985100	1-Way Ball Valve Mixing Station
985200	2-Way Ball Valve Mixing Station
985300	3-Way Ball Valve Mixing Station
985400	4-Way Ball Valve Mixing Station
985450	5-Way Ball Valve Mixing Station

Mixing Stations are great for use with Lafferty Pump Up Foamers and Lafferty Precision Foamers

See Pages 4 and 24

DRUM & PAIL MOUNT MIXING STATIONS

REQUIRES: 25-125 PSI WATER


- Ball valve for hands-free dispensing of chemical solutions
- Mount directly to the chemical container
- Drum Mount body has fine and course threads to fit the bung opening of most 55-gallon chemical drums.
- Pail/Jug Mount fits onto 1-gallon jugs, pull-up spouts on 5-gallon pails, or any container with 38mm OD threads

REQUIREMENTS / SPECIFICATIONS

Water Pressure	25 - 125 PSI	1.7 - 8.6 bar
Water Flow Rate	@ 40 PSI	@ 2.8 bar
	4.0 gpm	15.1 lpm

Includes

- Machined polypropylene injector body
- Color-coded metering tips (20)
- Integrated backflow preventer
- Metering tip driver



Model #	Description
985500	Drum Mount Uni-Body™ Mixing Station
985512	Pail/Jug Mount Uni-Body™ Mixing Station

GEMINI™ MIXING STATIONS

REQUIRES: 25-125 PSI WATER

- For mixing two chemicals, Gemini Mixing Stations feature Lafferty's unique twin pick-up Gemini™ proportioner, an industry-leading design that incorporates two completely separated venturis in one injector body.
- Precise, independent dilution of two chemicals with differing viscosities and dilution ratios.
- The two chemical concentrates cannot cross mix and the diluted solutions mix only as they are discharged.
- Choice of Push Lever or Ball Valve operated models

REQUIREMENTS / SPECIFICATIONS

Water Pressure	25 - 125 PSI	1.7 - 8.6 bar
Water Flow Rate	@ 40 PSI	@ 2.8 bar
Gemini Model 25	2.2 gpm	8.3 lpm
Gemini Model 150	7.0 gpm	26.5 lpm

Includes

- Machined polypropylene injector body
- Color-coded metering tips (20)
- Stainless steel mounting enclosure
- Metering tip driver
- Integrated hose connection vacuum breaker (982025PL & 982025)



Model #	Description
982025PL	Gemini Model 25 Push Lever Mixing Station
982025	Gemini Model 25 Mixing Station
982150	Gemini Model 150 Mixing Station*

HIGH VOLUME MIXING STATION

REQUIRES: 35-125 PSI WATER

- The Lafferty High Volume Mixing Station quickly fills floor scrubbers and other large containers, minimizing fill time.

REQUIREMENTS / SPECIFICATIONS

Water Pressure	35 - 125 PSI	2.4 - 8.6 bar
Water Flow Rate	@ 40 PSI	@ 2.8 bar
	9.9 gpm	37.5 lpm
Discharge Hose		
ID	3/4 in.	19.1 mm
Length	10 ft.	3.0 m

Includes

- Machined polypropylene injector body
- Stainless steel mounting enclosure
- Stainless steel ball valve
- Color-coded metering tips (20)
- Metering tip driver
- Discharge hose



Model #	Description
985835	High Volume Mixing Station
985837	2-Way High Volume Mixing Station
Option:	
491404-A*	Chemical Pick-up Assembly, Viton (1/2" tube)

Higher flow rates are available. Contact us for details.

*To achieve stronger chemical concentrations, install a second chemical pick-up assembly in the unit.



LAFFERTY COMPACT SPRAYERS are rugged and versatile — perfectly suited for multiple cleaning and chemical application duties at car washes/detailing shops, garages/repair shops and auto dealers/fleet vehicle services or virtually anywhere foam cleaning is required. Compact Sprayers use standard city water pressure and are designed to conserve water and chemical —reducing waste— while delivering superior results and providing long-lasting performance.

Designed to use half the water and chemical that similar models do, this compact, ergonomic design incorporates a 32 oz. bottle. The result is a light-weight unit that is easy and comfortable to operate, reducing user fatigue while giving about the same spraying time as larger more cumbersome models on the market.

COMPACT SPRAYERS

REQUIRES: 20-100 PSI WATER, CHEMICAL CONCENTRATE

- Lafferty Compact Sprayers accurately dilute chemical concentrates and are offered with a choice of two flow rates.
- Highly effective at minimal water pressure (as low as 20 PSI)
- Recessed PVDF spray nozzle for protection and maximum chemical compatibility
- Simply quick disconnect the sprayer from the gun to rinse
- Units also available without the gun for quickly changing chemicals or applicators to meet different job requirements (See details below.)

REQUIREMENTS / SPECIFICATIONS

Water Pressure	20 - 100 PSI	1.4 - 8.6 bar
Water Flow Rate	@ 40 PSI	@ 2.7 bar
Model 20	0.8 gpm	3.0 lpm
Model 50	2.3 gpm	8.7 lpm

Includes

- Garden hose gun with quick disconnect socket
- Machined polypropylene venturi sprayer with quick disconnect plug
- PVDF fan nozzle
- 32 oz. heavy duty, wide-mouth HDPE bottle
- Color-coded metering tips (20) and metering tip driver



Model #	Description
969820-B32	Model 20 Compact Sprayer
969850-B32	Model 50 Compact Sprayer

NO-GUN UNITS FOR ADDED FLEXIBILITY ON THE JOB

QUICKLY SWITCH TO A DIFFERENT CHEMICAL, A DIFFERENT DILUTION OF THE SAME CHEMICAL OR A DIFFERENT FLOW RATE

- Add your choice of Compact Sprayers, shown here. (These handy units are offered without the gun.)
- Simply use the quick connect fittings to easily switch to a different chemical or a different strength of the same chemical
- Or switch to a different flow rate to meet the demands of the job (For example: Model 20 for small to average size jobs and the Model 50 for faster coverage of larger areas)
- Requirements and Specifications are the same as above.

Includes

- Machined polypropylene venturi sprayer with quick disconnect plug
- PVDF fan nozzle
- 32 oz. heavy duty, wide-mouth HDPE bottle
- Color-coded metering tips (20) and metering tip driver



Model #	Description
969818-B32	Model 20 Compact Sprayer (No Gun)
969848-B32	Model 50 Compact Sprayer (No Gun)

Lid Color Options for Compact Foamers & Sprayers

**AIRLESS FOAM
CITY PRESSURE**

LAFFERTY COMPACT AIRLESS FOAMERS are rugged and versatile — perfectly suited for multiple cleaning and chemical application duties at car washes/detailing shops, garages/repair shops and auto dealers/fleet vehicle services and virtually anywhere foam cleaning is required. Compact Airless Foamers use standard city water pressure and are designed to conserve water and chemical —reducing waste— while delivering superior results and providing long-lasting performance.

Designed to use half the water and chemical that similar models do, this compact, ergonomic design incorporates a 32 oz. bottle. The result is a light-weight unit that is easy and comfortable to operate, reducing user fatigue while giving about the same foaming time as larger more cumbersome models on the market.

COMPACT AIRLESS FOAMERS

REQUIRES: 20-100 PSI / 40-100 PSI WATER AND CHEMICAL CONCENTRATE

- Lafferty Compact Airless Foamers accurately dilute chemical concentrates and produce a wet quality airless foam. Offered with a choice of two flow rates.
- Model 25 is highly effective at minimal water pressure, as low as 20 PSI.
- Usable foam throw distance of up to 12 ft. (Model 25) and up to 7 ft. (Model 15)
- Simply quick disconnect the airless foamer from the gun to rinse.
- Units also available without the gun for quickly changing chemicals or applicators to meet different job requirements (See details below.)

REQUIREMENTS / SPECIFICATIONS

Water Pressure	20 - 100 PSI	1.4 - 8.6 bar
Water Flow Rate	@ 40 PSI	@ 2.7 bar
Model 15	0.7 gpm	3.0 lpm
Model 25	1.30 gpm	4.9 lpm

Includes

- Garden hose gun with quick disconnect socket
- Machined polypropylene venturi foamers with quick disconnect plug
- 32 oz. heavy duty, wide-mouth HDPE bottle
- Color-coded metering tips (20) and metering tip driver



JANSAN/COMMERCIAL

Model #	Description
969920-B32	Model 15 Compact Airless Foamer
969925-B32	Model 25 Compact Airless Foamer

NO-GUN UNITS FOR ADDED FLEXIBILITY ON THE JOB

QUICKLY SWITCH TO A DIFFERENT CHEMICAL, A DIFFERENT DILUTION OF THE SAME CHEMICAL OR A DIFFERENT FLOW RATE

- Add your choice of Compact Foamers, shown here. (These handy units are offered without the gun.)
- Simply use the quick connect fittings to easily switch to a different chemical or a different strength of the same chemical
- Or switch to a different flow rate to meet the demands of the job (For example: Model 15 for small to average size jobs and the Model 25 for faster coverage of larger areas)
- Requirements and Specifications are the same as above.

Includes

- Machined polypropylene venturi foamers with quick disconnect plug
- 32 oz. heavy duty, wide-mouth HDPE bottle
- Color-coded metering tips (20)
- Metering tip driver



Model #	Description
969918-B32	Model 15 Compact Airless Foamer (No Gun)
969923-B32	Model 25 Compact Airless Foamer (No Gun)

Lid Color Options for Compact Foamers & Sprayers





HOSE END SPRAYERS AND AIRLESS FOAMERS feature a 10' chemical suction tube to allow the use of larger chemical containers for larger jobs and longer application times while offering the same versatility and water-conserving features as Lafferty Compact Sprayers and Airless Foamers that incorporate a chemical bottle with the applicator. All models include a machined polypropylene jug lid threaded to fit 1 gallon jugs and the pull-up spout of many 5 gallon jugs/pails. Alternatively, the chemical suction tube can be used without the jug lid to draw chemical from any container.

HOSE END SPRAYERS AND AIRLESS FOAMERS

REQUIRES: 20-100 PSI WATER, CHEMICAL CONCENTRATE

- Lafferty Hose End Sprayers and Airless Foamers accurately dilute chemical concentrates and produce, respectively, a medium-volume spray in a fan pattern or a clinging, wet foam.
- Draws chemical from any size container
- Highly effective at minimal water pressure (as low as 20 PSI)
- Recessed PVDF spray nozzle for protection and maximum chemical compatibility (969857)
- Durable, machined polypropylene airless foam wand (969937 and 969939)
- Simply quick disconnect the sprayer or airless foamer from the gun to rinse (969857 and 969937)
- Conserves water and saves money with less than half the flow rate of competing models

REQUIREMENTS / SPECIFICATIONS

Water Pressure	20 - 100 PSI	1.4 - 8.6 bar
Water Flow Rate	@ 40 PSI	@ 2.7 bar
Model 51 (sprayer)	2.3 gpm	8.7 lpm
Model 251 (airless foamer)	1.3 gpm	4.7 lpm
Model 252 (airless foamer)	1.3 gpm	4.7 lpm

Includes (for 969857 and 969937)

- Garden hose gun with quick disconnect socket (969857 and 969937)
- Machined polypropylene venturi sprayer with quick disconnect plug (969857)
- Machined polypropylene combination venturi foamer and airless foam wand with quick disconnect plug (969937)
- PVDF fan nozzle (969857)
- Color-coded metering tips (20) and metering tip driver

Model 255 Airless Foamer

- The Model 255 Airless Foamer features a polypropylene trigger gun with two-way safety / trigger lock, which will prevent accidental activation or, as needed, lock the trigger in the "on" position to prevent hand fatigue while cleaning for longer periods.
- Optional garden hose adapter and quick disconnect plug allow the gun to be disconnected from the hose for rinse application.

REQUIREMENTS (see above)

Includes (for 969939)

- Machined polypropylene foamer body
- 10' chemical suction tube with machined polypropylene jug lid and strainer
- 20 color-coded metering tips for setting dilution ratios
- Polypropylene trigger gun (1/2" inlet)



Model #	Description
969857	Model 51 Sprayer
969937	Model 251 Airless Foamer



Model #	Description
969939	Model 255 Airless Foamer
Options	
102027	GH Adapter, NPB, FGH x 1/2" MPT
350459	QD, SS, Plug, 1/2" MPT

See High Pressure Hose End Sprayers and Airless Foamers, page 19.



LAFFERTY UNI-BODY™ SPRAY-ALLS™ and **AIRLESS FOAMERS** (pages 11 - 16) are water-driven venturi systems that accurately dilute chemical concentrates to required ratios and, respectively, produce light to flooding sprays or project a high quality, airless foam.

Lafferty's unique Uni-Body™ designs incorporate mounting features into the machined polypropylene body, providing outstanding chemical resistance and durability in a compact package.

Uni-Body™ Spray-Alls and Airless Foamers are offered as wall mount, drum bung mount or portable models. Specialty models include Airless Brush Foamers and combination systems that apply one or two chemicals as a spray and/or airless foam. Some models also include a rinse function.

UNI-BODY™ SPRAY-ALLS™

REQUIRES: 35-125 PSI WATER

- Lafferty Uni-Body™ Spray-Alls accurately dilute chemical concentrates and produce a fan-pattern spray for quick area coverage.
- Choice of three water flow rates

Wall Mount Uni-Body™ Spray-Alls

- Mount directly to wall or other surface
- Draw chemical concentrates from any container

Drum Bung Mount (DBM) Uni-Body™ Spray-Alls

- Mount directly to drum bung
- Feature coarse and fine threads to fit different types of chemical drums
- Two set up options
 - Hidden metering tip holder (standard) – The metering tip holder is positioned at the bottom of the injector body so the tip holder and chemical tube are hidden in the chemical drum, discouraging unauthorized changes to the metering tip and dilution ratio.
 - Exposed metering tip holder – Chemical tube connects to metering tip holder at top of injector body and draws chemical through the other drum bung opening.

Pail/Jug Mount Uni-Body™ Spray-All

- Screws onto 1-gallon jugs, pull-up spouts on 5-gallon pails, or any container with 38mm OD threads
- Offered as W-20 Spray-All. Higher flow models available on request.

REQUIREMENTS / SPECIFICATIONS

Water Pressure	35 - 125 PSI	2.4 - 8.6 bar
Water Flow Rate	@ 40 PSI	@ 2.8 bar
W-20 – Light Spray	0.8 gpm	3.0 lpm
W-50 – Heavy Spray	2.3 gpm	8.7 lpm
W-100 – Flooding Spray	4.0 gpm	15.1 lpm
Discharge Hose		
ID	1/2 in.	12.7 mm
Length	50 ft.	15.2 m
Pail/Jug Mount	25 ft.	7.6 m

Includes

- Machined polypropylene injector body
- Drum Bung Mount models include coarse and fine threads to fit different types of chemical drums.
- Color-coded metering tips (20)
- Metering tip driver
- Discharge hose, ball valve, polypropylene wand and matching fan nozzle




Upgrade Option for W-100 units listed above: Stainless Steel Wand upgrade when ordering with unit. Request item # 536603-X.



Model #	Description
975020	Uni-Body™ W-20 Spray-All
975050	Uni-Body™ W-50 Spray-All
975070	Uni-Body™ W-100 Spray-All



Model #	Description
975020DBM	Drum Bung Mount Uni-Body™ W-20 Spray-All
975050DBM	Drum Bung Mount Uni-Body™ W-50 Spray-All
975018	Pail/Jug Mount Uni-Body™ W-20 Spray-All



JANSAN/COMMERCIAL

UNI-BODY™ AIRLESS FOAMERS

REQUIRES: 35-125 PSI WATER / 50-125 PSI WATER

- Lafferty Uni-Body™ Airless Foamers accurately dilute chemical concentrates and produce quality airless foam.
- Choice of three water flow rates

Wall Mount Uni-Body™ Airless Foamers

- Mount directly to wall or other surface
- Draw chemical concentrates from any container

Portable Uni-Body™ Airless Foamers

- All stainless steel cart
- Draw chemical concentrates from a user-supplied 5 gallon container

Drum Bung Mount Uni-Body™ Airless Foamers

- Mount directly to drum bung
- Feature coarse and fine threads to fit different types of chemical drums
- Two set up options
 - Hidden metering tip holder – The metering tip holder is positioned at the bottom of the injector body so the tip holder and chemical tube are hidden in the chemical drum, discouraging unauthorized changes to the metering tip and dilution ratio.
 - Exposed metering tip holder – Chemical tube connects to metering tip holder at top of injector body and draws chemical through the other drum bung opening.

Pail/Jug Mount Airless Foamer

- Screws onto 1-gallon jugs, pull-up spouts on 5-gallon pails, or any container with 38mm OD threads
- Offered as A-25 Airless Foamer. Other flow models available on request.

REQUIREMENTS / SPECIFICATIONS

Water Pressure **35 - 125 PSI** **2.4 - 8.6 bar**

Water Flow Rate	@ 40 PSI	@ 2.8 bar
A-12	0.4 gpm	1.5 lpm
A-25	1.3 gpm	4.9 lpm
A-50	2.3 gpm	8.7 lpm

Discharge Hose

ID		
A-12	3/8 in.	9.5 mm
A-25 and A-50	1/2 in.	12.7 mm
Length	50 ft.	15.2 m
Portables & 975074	25 ft.	7.6 m

Includes

- Machined polypropylene injector body
- Drum Bung Mount models include coarse and fine threads to fit different types of chemical drums.
- Portable models feature all stainless steel cart and hold one user-supplied 5-gallon chemical container
- Color-coded metering tips (20)
- Metering tip driver
- Discharge hose with ball valve
- Machined polypropylene airless foam wand



Model #	Description
975072	Uni-Body™ A-12 Airless Foamer
975075	Uni-Body™ A-25 Airless Foamer
975085	Uni-Body™ A-50 Airless Foamer
975086	Portable Uni-Body™ A-25 Airless Foamer
975087	Portable Uni-Body™ A-50 Airless Foamer



Airless Foam Wand (A-25 and A-50 models)



The #10 Bullet Adjustable Foam Nozzle, included with 975072 Uni-Body A-12 Airless Foamer



Model #	Description
975075DBM	Drum Bung Mount Uni-Body™ A-25 Airless Foamer
975085DBM	Drum Bung Mount Uni-Body™ A-50 Airless Foamer
975074	Pail/Jug Mount Uni-Body™ A-25 Airless Foamer



UNI-BODY™ BRUSH AIRLESS FOAMERS

REQUIRES: 35-125 PSI WATER / 50-125 PSI WATER

- Very low volume, balanced output for ideal foam volume at the brush head
- Choice of soft bristle or stiff bristle brush

REQUIREMENTS / SPECIFICATIONS

Water Pressure	50 - 125 PSI	3.4 - 8.6 bar
Water Flow Rate	@ 40 PSI	@ 2.8 bar
	0.4 gpm	1.5 lpm
ID	3/8 in.	9.5 mm
Length	50 ft.	15.2 m

Includes

- Machined polypropylene injector body
- Color-coded metering tips (10)
- Metering tip driver
- Discharge hose with ball valve
- Handle with machined stainless steel airless foam generator and foam brush



Model #	Description
975515	Uni-Body™ Soft Brush Airless Foamer
975520	Uni-Body™ Stiff Brush Airless Foamer



LAFFERTY'S UNI-BODY™ SPRAY / FOAM SYSTEM is a convenient combination applicator that will apply one chemical as a spray and a second as airless foam. This water-driven venturi system accurately dilutes chemical concentrates to required ratios and projects a light spray or high quality, airless foam.

JANSAN/COMMERCIAL

UNI-BODY™ SPRAY / AIRLESS FOAM SYSTEM

REQUIRES: 35-125 PSI WATER

- A low flow unit for many uses, including food service facilities, veterinary facilities and animal washing.
- Lafferty Uni-Body™ Spray / Foam Systems are convenient combination systems that will apply one chemical as a spray and apply a second chemical as airless foam.
- Airless Foamers provide medium volume output for all foaming applications. Foam is created instantly by the venturi airless foam wand.
- Usable foam throw distance of up to 6 feet
- Covers up to 500 ft² in 2 minutes

REQUIREMENTS / SPECIFICATIONS

Water Pressure	35 - 125 PSI	2.4 - 8.6 bar
Water Flow Rate	@ 40 PSI	@ 2.8 bar
Foam	1.3 gpm	4.9 lpm
Spray	0.8 gpm	3.0 lpm
Discharge Hose – ID	1/2 in.	12.7 mm

Includes

- Machined polypropylene injector body
- Color-coded metering tips (20) and metering tip driver
- Two discharge hose assemblies:
 - Spray: Red hose with stainless steel ball valve, polypropylene wand and matching nozzle
 - Foam: Blue hose with stainless steel ball valve and machined polypropylene airless foam wand



Model #	Description
975310	Uni-Body™ W-20 Spray-All / A-25 Airless Foamer



Spray discharge hose assembly



Airless foam discharge hose assembly



LAFFERTY WR-1 SPRAY-ALL™ SYSTEMS are convenient combination applicators that will apply one chemical onto any surface —as spray or airless foam— and rinse. They are water-driven venturi systems that accurately dilute chemical concentrates to required ratios and will project a spray or high quality, airless foam onto any surface.

Offered with three styles of applicator:

- A Pistol Grip Gun and nozzle comes with the spray/rinse units.
- Lafferty's unique SmartWand™ combines foam and rinse into a single hose-end applicator.
- The Pistol Grip Gun Kit features separate foam and rinse applicators which are interchanged using quick disconnect fittings

Portable models feature heavy-duty stainless steel carts.

WR-1 SPRAY-ALLS – CHEMICAL / RINSE

REQUIRES: 35-125 PSI WATER

- For many uses, including food service facilities
- Apply one chemical — as spray or airless foam — and rinse through a single hose.

REQUIREMENTS / SPECIFICATIONS

Water Pressure	35 - 125 PSI	2.4 - 8.6 bar
Water Flow Rate	@ 40 PSI	@ 2.8 bar
Spray	2.3 gpm	8.7 lpm
Airless Foam	1.3 gpm	4.9 lpm
Rinse	4.0 gpm	15.1 lpm
Discharge Hose		
ID	1/2 in.	12.7 mm
Length	50 ft.	15.2 m

Includes

- Machined polypropylene injector bodies
- Color-coded metering tips (20) and tip driver
- All stainless steel carts (Portable models)
- Discharge hose and ball valve with...
 - Pistol Grip Gun (stainless steel body with insulated grip), fan nozzle and nozzle protector (975123 and 975186)
 - SmartWand™ (975125 and 975187)
 - Pistol Grip Gun Kit: Insulated grip; stainless steel gun body, fittings and quick disconnects; fan nozzle and nozzle protector; machined polypropylene airless foam wand (975127 and 975188)



Model #	Description
975123	WR-1 Spray / Rinse w/Pistol Grip Gun
975125	WR-1 Foam / Rinse w/SmartWand
975127	WR-1 Foam / Rinse w/Pistol Grip Gun Kit
975186	Portable WR-1 Spray / Rinse w/Pistol Grip Gun
975187	Portable WR-1 Foam / Rinse w/SmartWand
975188	Portable WR-1 Foam / Rinse w/Pistol Grip Gun Kit




• WR-3 SYSTEMS —

For applying 3 chemicals from a single unit through a single hose



For details see
*Catalog 12: Supermarket / Deli /
Small Area Cleaning Systems*



LAFFERTY WR-2 SPRAY-ALL™ SYSTEMS are convenient combination applicators that will apply two chemicals as airless foam or spray — for cleaning and sanitizing — and rinse. These water-driven venturi systems accurately dilute chemical concentrates to required ratios and will project a uniform spray or high quality, airless foam onto any surface.

Offered with three styles of applicator:

- A Pistol Grip Gun and nozzle comes with the spray/rinse units.
- Lafferty's unique SmartWand™ combines foam and rinse into a single hose-end applicator.
- The Pistol Grip Gun Kit features separate foam and rinse applicators which are interchanged using quick disconnect fittings

Portable models feature heavy-duty stainless steel carts.

WR-2 SPRAY-ALLS – FOAM / RINSE / SANITIZE (SPRAY)

REQUIRES: 35-125 PSI WATER, CHEMICAL CONCENTRATES

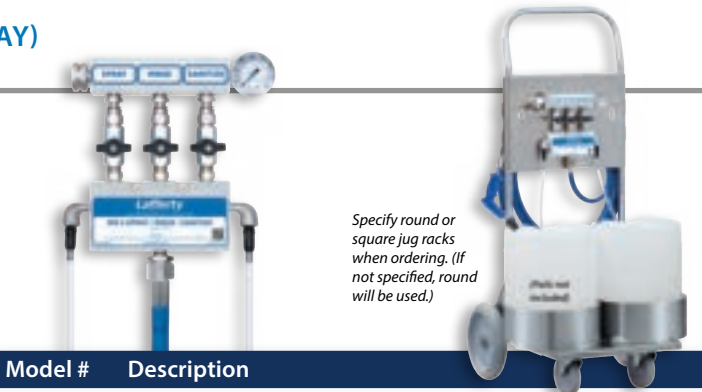
- Ideal for supermarkets, delis and food service facilities
- Foam, rinse and sanitize through a single hose or spray, rinse and sanitize through a single hose

REQUIREMENTS / SPECIFICATIONS

Water Pressure	35 - 125 PSI	2.4 - 8.6 bar
Water Flow Rate	@ 40 PSI	@ 2.8 bar
Spray	2.3 gpm	8.7 lpm
Airless Foam	1.3 gpm	4.9 lpm
Rinse	4.0 gpm	15.1 lpm
Sanitize	2.3 gpm	8.7 lpm
Discharge Hose		
ID	1/2 in.	12.7 mm
Length	50 ft.	15.2 m

Includes

- Machined polypropylene injector bodies
- Color-coded metering tips (20) and tip driver
- All stainless steel carts (Portable models)
- Discharge hose and ball valve with...
 - Pistol Grip Gun (stainless steel body with insulated grip), fan nozzle and nozzle protector (975223 and 975296)
 - SmartWand™ (975225 and 975297)
 - Pistol Grip Gun Kit: Insulated grip; stainless steel gun body, fittings and quick disconnects; fan nozzle and nozzle protector; machined polypropylene airless foam wand (975227 and 975298)



Specify round or square jug racks when ordering. (If not specified, round will be used.)

Model #	Description
975223	WR-2 Spray / Rinse / Sanitize w/Pistol Grip Gun
975225	WR-2 Foam / Rinse / Sanitize w/SmartWand
975227	WR-2 Foam / Rinse / Sanitize w/Pistol Grip Gun Kit
975296	Portable WR-2 Spray / Rinse / Sanitize w/Pistol Grip Gun
975297	Portable WR-2 Foam / Rinse / Sanitize w/SmartWand
975298	Portable WR-2 Foam / Rinse / Sanitize w/Pistol Grip Gun Kit


JANSAN/COMMERCIAL

• WR-3 SYSTEMS —

For applying 3 chemicals from a single unit through a single hose



For details see
Catalog 12: Supermarket / Deli / Small Area Cleaning Systems





LAFFERTY'S WR-2 MICRO FLOW SYSTEMS are convenient, very low flow combination applicators that will apply two chemicals —as airless foam or spray— and rinse. These water-driven venturi systems accurately dilute chemical concentrates to required ratios, and will project a uniform spray or high quality airless foam onto any surface.

WR-2 Micro Flow Systems feature Lafferty's A-12 airless foam wand that is adjustable to produce a wide or narrow, coarse fan pattern, and a spray attachment with a protected, recessed fan nozzle for even coverage while spraying or rinsing.

WR-2 MICRO FLOW SYSTEM – FOAM / RINSE / SPRAY

REQUIRES: 35-125 PSI WATER

- Very low flow units for many uses, including supermarkets, delis and food service facilities.
- Foam, rinse and sanitize through a single hose
- WR-2 units apply two chemicals — as airless foam or spray — and rinse.

REQUIREMENTS / SPECIFICATIONS


Water Pressure	35 - 125 PSI	2.4 - 8.6 bar
Water Flow Rate	@ 40 PSI	@ 2.8 bar
Foam	0.5 gpm	1.9 lpm
Rinse	1.5 gpm	5.7 lpm
Spray	0.5 gpm	1.9 lpm
Discharge Hose		
ID	3/8 in.	9.5 mm
Length	50 ft.	15.2 m

Includes

- Machined polypropylene injector body
- Discharge hose with ball valve
- Pistol Grip Gun Kit: Insulated grip; stainless steel gun body, fittings and quick disconnects; fan nozzle and nozzle protector; machined polypropylene, adjustable airless foam wand
- Color-coded metering tips (20)
- Metering tip driver



Model #	Description
975217	WR-2 Micro Flow Foam / Rinse / Sanitize



Pistol Grip Gun Kit - Stainless steel gun body, quick disconnects and fittings

Photos enlarged to show detail. Items are not to scale in relation to other photos on page.

Do More with Your Pressure Washer

Do more than just add another accessory to your pressure washer. Turn it into the hub of a thriving, versatile chemical cleaning system that lets you do more — Do more types of jobs. Do jobs faster. Work more efficiently. Save labor costs. Save water and chemical. Be ecologically responsible.

The thought behind Lafferty pressure washer equipment is to make life easier and better for the commercial power washer contractor and other serious pressure washer users at home or on the farm or ranch who are looking for professional results. In

particular, Lafferty foam applicators for pressure washers let you harness the power of your pressure washer in ways not possible with spraying applications.

FOAM ADVANTAGES

Low impact — Foam hits the surface with less force than high pressure spray, letting you clean more delicate surfaces.

Dwell time — Foam clings to surfaces, giving the chemical's cleaning power longer time to work.

Visual assurance of coverage — Foam let's you see instantly the target area is covered. No need to go over areas twice.

Less chemical and water used — Rather than a constant flow of chemical and water across the surface, as with spray applications, foam goes on once then is rinsed after appropriate dwell time, saving chemical and water overall.

Less chemical runoff — The clinging and expanding properties of foam assure a lower volume of chemical is used to begin with, meaning less chemical runoff. The chemical is further diluted when rinsed. *(Follow the chemical manufacturer's instructions for application and safe handling.)*

CHEMICAL DILUTION OPTIONS

Lafferty pressure washer applicators offer three chemical dilution setups to fit the demands of various types of jobs. And the chemical never passes through the pressure washer, protecting your investment.

Injector connected to pressure washer — Chemical is injected into the high pressure water stream as it exits your pressure washer.

Injector at hose end — The injector and the hose-end applicator are all in one so chemical is injected just before application and only water flows through your hose. Switch from chemical application to rinsing without delay to clear chemical from the hose. Models feature either an attached, 32 ounce chemical bottle or chemical suction tubing that draws from any detached container.

Multi-application injector system between pressure washer and application point — Alternate between foam and spray and rinse with the turn of a ball valve using one or two chemicals, depending on the model.





LAFFERTY STAINLESS STEEL COMPACT SPRAYERS AND AIRLESS FOAMERS

are machined stainless steel venturis that quick connect to the trigger gun of a pressure washer and draw chemical and air to create clinging wet foam or a chemical spray. More aggressive chemicals may be used since *no chemical passes through the pressure washer pump, hose or trigger gun.*

These rugged applicators come with everything needed to turn your pressure washer into a versatile foamer / sprayer system — stainless steel quick connect fittings, 32 oz. chemical bottle and metering tips,

STAINLESS STEEL COMPACT SPRAYERS AND AIRLESS FOAMERS

REQUIRES: 1000 PSI WATER (MINIMUM) AND CHEMICAL CONCENTRATE



- Lafferty Stainless Steel Compact Sprayers and Airless Foamers accurately dilute chemical concentrates and produce, respectively, either a light or heavy spray or a high quality airless foam.
- All stainless steel injectors and foamers with stainless steel nozzles and quick disconnect fittings
- Ideal for numerous vehicle wash/detailing applications where use of a pressure washer is preferred

Stainless Steel Compact Sprayers

- Fan pattern for quick coverage, up close; Remove the nozzle for distance.
- Quickly change from spraying to rinsing.

REQUIREMENTS / SPECIFICATIONS

Water Flow Rate *minimum* **1000 PSI** **68.9 bar**
 Model 20 2.2–5.5 gpm 8.3–20.8 lpm

Includes

- All stainless steel construction: injector, quick connect plug, nozzle protector and fan nozzle
- 32 oz. heavy duty, wide-mouth HDPE bottle
- Color coded metering tips for multiple dilution ratios
- Metering tip driver



Model #	Description
969521-B	Model 20 SS Compact Sprayer

Stainless Steel Compact Airless Foamers

- Draw chemical concentrate from the attached, 32 oz. bottle
- Foam is created instantly by the stainless steel venturi airless foam wand
- Two foam nozzles: Fan nozzle for quick coverage, up close; zero degree for added distance — Foam throw up to 25 ft.
- Quickly change from foaming to rinsing.

REQUIREMENTS / SPECIFICATIONS

Water Flow Rate *minimum* **1000 PSI** **68.9 bar**
 Model 20 2.2–5.5 gpm 8.3–20.8 lpm

Includes:

- All stainless steel construction: foamer body, quick connect plug, airless foam wand and nozzles
- Fan and 0° foam nozzles
- 32 oz. heavy duty, wide-mouth HDPE bottle
- Color coded metering tips for multiple dilution ratios
- Metering tip driver



Model #	Description
969621-B	Model 20 SS Compact Airless Foamer

Lid Color Options for Stainless Steel Compact Foamers & Sprayers





LAFFERTY HOSE END AIRLESS FOAMERS AND SPRAYERS are machined stainless steel venturis that quick connect to the trigger gun of a pressure washer and draw chemical and air to create clinging wet foam or a chemical spray. More aggressive chemicals may be used since *no chemical passes through the pressure washer pump, hose or trigger gun.*

These rugged applicators come with everything needed to turn your pressure washer into a versatile foamer/sprayer system — metering tips, quick connect fittings, clear tubing, and strainer.

Possible uses include: •Vehicle cleaning •Roof/siding/window cleaning •Masonry cleanup •Wood deck/fence cleaning •Parking lot/drive way cleaning •Lawn and Garden chemical applications

STAINLESS STEEL HOSE END AIRLESS FOAMERS AND SPRAYERS

REQUIRES: 1000 PSI WATER (MINIMUM) AND CHEMICAL CONCENTRATE

Hose End Airless Foamers

- Draw chemical concentrate from any chemical container and dilute it to the required ratio.
- Foam is created instantly by the stainless steel venturi airless foam wand
- Two foam nozzles: Fan nozzle for quick coverage, up close; zero degree for added distance
- Quickly change from foaming to rinsing.
- Foam throw up to 25 ft. (up to 20 ft. for HC models)
- HC model for high concentrate solutions up to a strong 3.5:1

Hose End Sprayers

- Draw chemical concentrate from any chemical container and dilute it to the required ratio.
- Fan pattern for quick coverage up close; Remove the nozzle for distance.
- Quickly change from spraying to rinsing.

REQUIREMENTS / SPECIFICATIONS

Water Flow Rate	minimum	1000 PSI	68.9 bar
Model 20	2.2–5.5 gpm		8.3–20.8 lpm

Includes:

- All stainless steel construction: Injector or foamer body, quick connect plug, airless foam wand (969620, 969620HC) and nozzles
- Fan and 0° foam nozzles (969620) or fan spray nozzle (969520)
- Color coded metering tips (20 standard — 5 for HC models)
- Metering tip driver



Model #	Description
969620	Model 20 SS Hose End Airless Foamer
969620HC*	Model 20 SSHC Hose End Airless Foamer
969520	Model 20 SS Hose End Sprayer
Optional Jug Lid with Suction Tube (See page 26 for details.)	
709101	Safe Flow Lids™ for 1 Gallon Jugs and 5 Gallon Pails
807069	3/8" x 50' HP Hose, HP Trigger Gun and 1/4" QD Socket

*HC (High Concentrate)



JANSAN/COMMERCIAL



LAFFERTY COMBO AIRLESS FOAMER / SPRAYER KITS are machined stainless steel venturi injectors that quick connect to a pressure washer and include a venturi foam wand and a spray nozzle that quick connect to a trigger gun. The injector draws chemical concentrate from any chemical container and dilutes it to the required ratio.

These kits come with everything needed to turn your pressure washer into a versatile foamer / sprayer system — metering tips, quick connect fittings, clear tubing, and strainer.

No chemical passes through the pressure washer pump.

STAINLESS STEEL COMBO AIRLESS FOAMER / SPRAYER KITS

REQUIRES: 1000 PSI WATER (MINIMUM) AND CHEMICAL CONCENTRATE


- Draw chemical concentrate from any chemical container and dilute it to the required ratio.
- The stainless steel airless foam wand instantly creates wet clinging foam.
- Two foam nozzles: Fan nozzle for quick coverage, up close; zero degree for added distance
- The stainless steel spray nozzle applies non-foaming chemicals.
- **Model 10:** Foam throw up to 20 ft.
- **Model 20:** Foam throw up to 25 ft. (up to 18 ft. for HC models)
- HC model for high concentrate solutions, especially roof cleaning @ 5:1 and 9:1 dilution ratios @ 3.5-4.0 GPM.

REQUIREMENTS / SPECIFICATIONS

Water Flow Rate	minimum	1000 PSI	68.9 bar
Model 10	2.2 to 3.4 gpm	8.3 to 12.9 lpm	
Model 20	3.5-5.5 gpm	13.2-20.8 lpm	

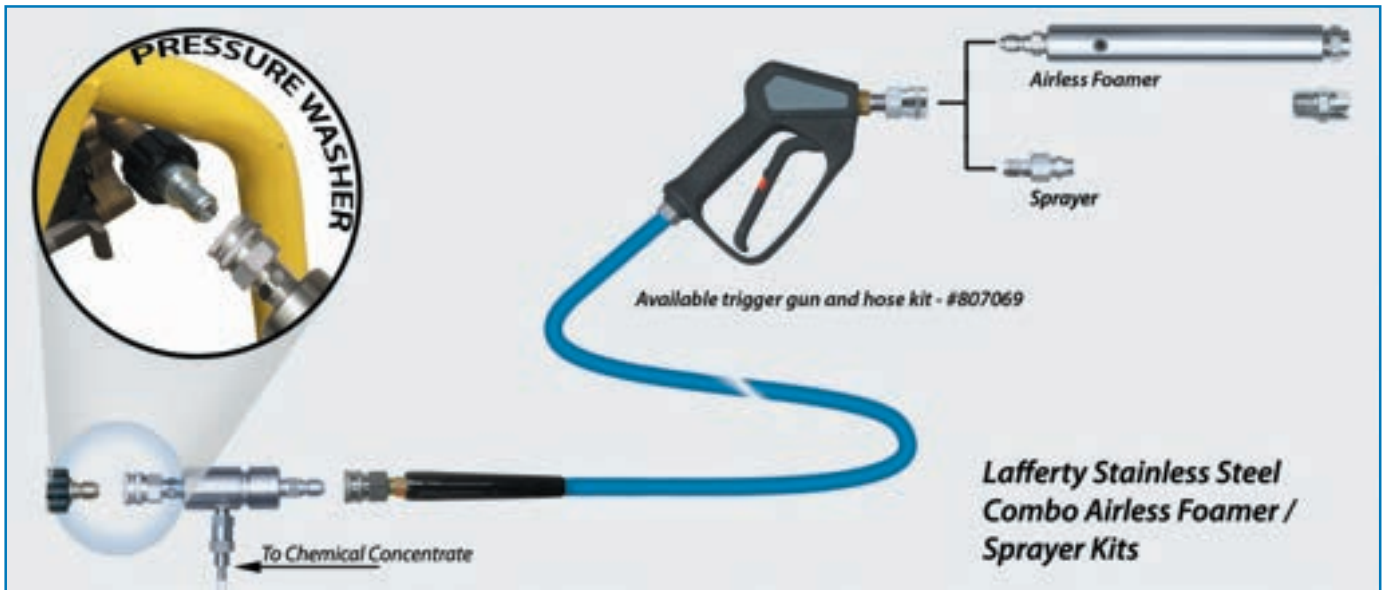
Includes:

- All stainless steel construction: Injector, quick connect plugs and socket, airless foam wand and nozzles
- Fan and 0° foam nozzles and fan spray nozzle
- Color coded metering tips for up to 21 dilution ratios and tip driver



Model #	Description
969710	Model 10 SS Combo Airless Foamer / Sprayer Kit
969720	Model 20 SS Combo Airless Foamer / Sprayer Kit
969720HC*	Model 20 SS HC Combo Airless Foamer / Sprayer Kit
Optional Jug Lid with Suction Tube (See page 26 for details.)	
709101	Safe Flow Lids™ for 1 Gallon Jugs and 5 Gallon Pails
807069	3/8" x 50' HP Hose, HP Trigger Gun and 1/4" QD Socket

*HC (High Concentrate)





LAFFERTY HIGH PRESSURE BYPASS AIRLESS FOAM / SPRAY SYSTEMS are machined stainless steel combination applicators that project chemical foam or spray onto any surface and rinse. To alternate between foam or spray, connect the airless foam wand or spray nozzle and open the ball valve for the selected chemical. Rinse at full volume and pressure by opening the bypass ball valve.

These high pressure water-driven venturi systems accurately dilute chemical concentrates to required ratios and project a spray or high quality, wet foam onto any surface without the need for compressed air.

Offered in multiple configurations to apply one to four chemicals or dilution ratios. The Double Bypass 2-Way model allows control of pressure, flow and foam throw distance to meet variable application requirements.

BYPASS AIRLESS FOAM/SPRAY SYSTEMS

REQUIRES: 1000 PSI WATER (MINIMUM) AND CHEMICAL CONCENTRATE

- Produces airless foam or spray, using high pressure water systems
- Alternate between foam / spray and rinse with the turn of a ball valve
- No need to disconnect injector for rinsing
- Rinse at full volume and pressure
- Stainless steel construction
- Select the stainless steel spray nozzle to spray non-foaming chemicals.
- Two foam nozzles: Fan nozzle for quick coverage, up close; zero degree for added distance
- Pressure washer is protected — no chemical passes through the pump

Model 22 SS Double Bypass 2-Way Airless Foamer/Sprayer


- Foam and spray projection is adjustable using the diverter ball valve that decreases pressure and flow incrementally the more it is opened so the unit operates at 5 GPM or less, sending diverted water back to the supply tank.
- Applies two separate chemicals or two different concentrations of the same chemical
- To rinse at full volume and pressure - simply open the bypass ball valve, close the diverter valve, and connect your original rinse nozzle

REQUIREMENTS / SPECIFICATIONS

Water Flow Rate	minimum	1000 PSI	68.9 bar
Model 10	2.2 to 3.4 gpm	8.3 to 12.9 lpm	
Model 20	3.5-5.5 gpm	13.2-20.8 lpm	
Double Bypass	5.5-10+ gpm	20.8-37.8+ lpm	

Includes

- Machined stainless steel injector body
- Stainless steel mounting bracket
- Stainless steel bypass ball valve
- Stainless steel diverter ball valve with 25' high pressure diverter hose (969762)
- Stainless steel quick disconnect fittings
- Color-coded metering tips (20)
- Metering tip driver
- Stainless steel airless foam wand with zero degree and fan nozzles
- Stainless steel spray nozzle



Stainless steel airless foam wand with zero degree and fan nozzles; spray nozzle for non-foaming chemicals; each with quick disconnect plug.



See more details
Catalog 13

JANSAN/COMMERCIAL

Model #	Description
969711	Model 10 SS Bypass Airless Foam / Spray System
969712	Model 10 SS Bypass 2-Way Airless Foam / Spray System
969751	Model 20 SS Bypass Airless Foam / Spray System
969751-C50	(includes 50' hose)
969752	Model 20 SS Bypass 2-Way Airless Foam / Spray System
969752-C50	(includes 50' hose)
969753	Model 20SS Bypass 3-Way Airless Foam / Spray System
969754	Model 20SS Bypass 4-Way Airless Foam / Spray System

OPTION

336340-HP	HP Water Pressure/Flow Test Kit
-----------	---------------------------------

Water-Driven with Electric Air Compressor

AIR ASSISTED

THE LAFFERTY PORTABLE UNI-BODY™ FOAMER, equipped with an on-board air compressor, provides an ideal and flexible solution for foam cleaning in facilities where compressed air is not available.

This venturi injection system uses standard city water pressure (35 - 125 PSI) to draw and blend chemical concentrate into the water stream to create an accurately diluted solution. Rich, clinging foam is created by injecting compressed air into the solution to greatly increase volume and coverage ability. The foam is then projected through the discharge hose and fan nozzle.

PORTABLE UNI-BODY™ LC FOAMER WITH AIR COMPRESSOR

REQUIRES: 35-125 PSI WATER, ELECTRICITY - 110V AND CHEMICAL CONCENTRATE

- Ideal and flexible solution for foam cleaning in facilities where compressed air is not available.
- The Portable Uni-Body™ Foamer is a self-contained foaming system, complete with a small, quiet, on-board 110V air compressor.
- Adjustable foam consistency
- Consistent, efficient chemical control
- Usable foam throw distance of up to 12 feet.
- Covers up to 500 ft.² (46.5 m²) in 2 minutes

REQUIREMENTS / SPECIFICATIONS

Compressed Air (provided by on-board compressor)

2.5 - 6.0 cfm **71 - 170 lpm**

Water Pressure **35 - 125 PSI** **2.4 - 8.6 bar**

Water Flow Rate **@ 40 PSI** **@ 2.8 bar**

1.3 gpm 4.9 lpm

Discharge Hose

ID 3/4 in. 19.1 mm
 Length 25 ft. 7.6 m

Includes

- Stainless steel cart
- Air compressor (110 volt)
- GFCI protected electrical connection
- Machined polypropylene foamer body
- Color coded metering tips (20) and tip driver.
- 25 ft. discharge hose with stainless steel ball valve, polypropylene foam wand and matching fan nozzle




Model #	Description
975805-C	Portable 5 Gallon Uni-Body™ LC Foamer w/Compressor



Upgrade Option: Stainless Steel Wand upgrade when ordering with unit. Request item # 536603-X.

Air or Electric Pump Operated Systems

These pump operated systems do not require a connection to a plumbed water supply. Each is designed to efficiently meet precise application requirements with the selected pump providing the required solution or water pressure to run the system. Various models are self-contained while others require connection to compressed air or electricity.



LAFFERTY'S SMALL AREA CLEANING SYSTEM (SACS) is a rugged, self-contained, portable touchless cleaning system that will apply one chemical as airless foam, a second as a spray and provide a fresh water rinse. This convenient Foam/Rinse/Sanitize system includes a re-chargeable battery, a 120V charger and 12V pump that draws fresh water from the 16 gallon tank and creates the pressure to run the low-volume venturi system.

No chemical passes through the pump and dilution rates are set with metering tips.

20 GALLON SMALL AREA CLEANING SYSTEM (SACS)

REQUIRES: CHEMICAL CONCENTRATE, WATER TO FILL TANK AND ELECTRICITY FOR BATTERY CHARGING

- Rugged all stainless steel 4-wheel Cart
- Non-marking tires and stainless steel swivel casters
- Stainless steel lockable pump package enclosure
- 12V water pump
- Re-chargeable gel battery with 120V charger and meter
- Heavy duty 20-gallon water reservoir
- Stainless steel dual one-gallon jug rack (designed to hold round or square jugs)
- Unique machined one-gallon jug lids for maximum chemical spill prevention
- WR-2 Micro Flow Foam/Rinse/Sanitize venturi applicator
- Combo gun assembly makes it easy to switch between foam and spray applications with the same gun and without changing attachments

REQUIREMENTS / SPECIFICATIONS

Water source to fill 16 gallon tank

Water Usage Rates

Foam	0.5 gpm	1.9 lpm
Rinse	1.5 gpm	5.7 lpm
Sanitize	0.5 gpm	1.9 lpm

Discharge Hose

ID	3/8 in.	9.5 mm
Length	25 ft.	7.6 m

Includes

- Rechargeable gel battery
- Machined polypropylene injector body
- Color-coded metering tips (20)
- Metering tip driver
- Stainless steel hose rack
- 3/8" x 25' discharge hose assembly with
 - Insulated stainless steel gun with stainless steel quick disconnect
 - Foam/spray combo applicator assembly
 - Stainless steel rinse/sanitize nozzle with 6" stainless steel wand
 - Bullet Foam Nozzle



Model #	Description
975360	Portable 20 Gallon Small Area Cleaning System (SACS)

JANSAN/COMMERCIAL



AIRLESS

LAFFERTY PRECISION FOAMERS are powered by compressed air and apply high quality foam precisely where you want it. Ideal for cleaning restaurant hoods and vents.

The wall mounted units can draw ready-to-use (RTU) or neat chemical, or it can draw chemical concentrate and water, mixing the solution to the required ratio on the fly.

The portable model draws RTU chemical solution and is a self-contained system, complete with an on-board 110V air compressor.

PRECISION AND LOCK BOX PRECISION FOAMERS

REQUIRES: COMPRESSED AIR, CHEMICAL CONCENTRATE, WATER

- Precision Foamers create and project a low volume of rich foam and are ideal for jobs where precision application and tight control of over spray are required.
- Low compressed air requirement — Can be operated with a small 120V compressor
- Adjustable foam consistency
- Consistent, efficient chemical control
- Can draw ready-to-use chemical solution or can draw chemical concentrate and water, mixing the solution to the required ratio on the fly

Includes

- Polypropylene mounting plate (935155) or stainless steel enclosure (935160)
- Air pump with Santoprene diaphragm (Optional Viton or Kalrez)
- Metering tips to control chemical dilution ratio and metering tip driver
- Stainless steel Precision Foamer body
- Discharge hose, polypropylene trigger gun and foam wand with stainless steel nozzle



Model #	Description
935155	Precision Foamer
935160	Lock Box Precision Foamer
OPTIONS	
710756	Viton Diaphragm upgrade for Flojet Air Pump
710755	Kalrez Diaphragm Upgrade for Flojet Air Pump
800100FT*	Hose, Twinline 1/4" x 1/2" x 1' (By Foot)

*Order in increments of 25 ft.

PORTABLE PD - PRECISION FOAMER

REQUIRES: ELECTRICITY, READY-TO-USE CHEMICAL SOLUTION

- Precision Foamers create and project a low volume of rich foam and are ideal for jobs where precision application and tight control of over spray are required. — Ideal for cleaning restaurant hoods and vents.
- The Portable Precision Foamer is a self-contained foaming system, complete with a small, on-board 110V air compressor.
- Adjustable foam consistency
- Consistent, efficient chemical control
- Draws ready-to-use chemical solution from a user-supplied pail

Includes

- Stainless steel cart and enclosure
- Air compressor (110 volt)
- GFCI protected electrical connection
- Air pump with Santoprene diaphragm (Optional Viton or Kalrez)
- Stainless steel foamer body
- 50 ft. discharge hose, polypropylene trigger gun and foam wand with stainless steel nozzle




Model #	Description
935165	Portable PD - Precision Foamer
710756	Viton Diaphragm upgrade for Flojet Air Pump
710755	Kalrez Diaphragm Upgrade for Flojet Air Pump

ACCESSORIES: In addition to supplying parts for all Lafferty equipment, Lafferty offers a range of convenient accessories to complement its wide range of chemical application equipment.

- Stainless steel jug racks and hose racks can be used with many products.
- Drum Sticks and Tote Sticks offer a convenient way to draw chemical from bulk containers.
- A water pressure/flow test kit provides guidance for equipment selection and when troubleshooting.

STAINLESS STEEL JUG RACKS



DIMENSIONS

Model #		Diameter or Width x Depth	
224195	Quart	3 7/8 in. ID	9.8 cm ID
224200	1 Gal. Round/Sq.	6 1/2 x 6 3/8 in.	16.5 x 16.2 cm
224200-L	1 Gal. Rnd./Sq., Locking	6 1/2 x 6 3/8 in.	16.5 x 16.2 cm
224201	1 Gal./5L R'tangle, F-Style	7 5/8 x 5 7/8 in.	19.4 x 14.9 cm
224201X-SS	1 Gal. Wire, Rnd./Sq./F	8 x 6 3/8 in.	22.9 x 22.9 cm
224210	2 1/2 Gal.	10 5/8 x 8 1/2 in.	27.0 x 21.6 cm
224214	5 Gal. Rnd./Sq., Locking	13 x 12 6/8 in.	33.0 x 32.4 cm
224215	5 Gal. Rnd./Sq.	13 x 12 6/8 in.	33.0 x 32.4 cm

Model #	Description
224195	Jug Rack, SS, 1 Quart
224200	Jug Rack, SS, 1 Gallon Round/Square
224200-L	Jug Rack, SS, 1 Gallon Round/Square, Locking
224201	Jug Rack, SS, 1 Gallon/5 Litre Rectangular, F-Style
224201X-SS	Jug Rack, 1 Gallon SS Wire (Round/Square/F-Style)
224210	Jug Rack, SS, 2 1/2 Gallon
224214	Jug Rack, SS, 5 Gallon Round/Square, Locking
224215	Jug Rack, SS, 5 Gallon Round/Square

STAINLESS STEEL HOSE RACKS




HOSE CARRYING CAPACITY

Model #		Inside Diameter x Length	
224140	Strap	1/2 in. ID up to 75 ft. (+/-)	12.7 mm ID x 22.9 m (+/-)
224142	Strap, L	3/4 in. ID up to 75 ft. (+/-)	19.1 mm ID x 22.9 m (+/-)
224145	Small	3/4 in. ID up to 50 ft. (+/-)	19.1 mm ID x 15.4 m (+/-)
224150	Large	1 in. ID up to 75 ft. (+/-)	25.4 mm x 22.9 m (+/-)
224160	Tilt	3/4 in. ID up to 100 ft. (+/-)	19.1 mm ID x 30.5+ m (+/-)

Model #	Description
224140	Hose Strap, SS
224142	Hose Strap, SS, Large
224145	Hose Rack, SS, Small
224150	Hose Rack, SS, Large
224160	Hose Rack, SS, Large Tilt

BACKFLOW PREVENTERS

- Designed for use on non-health-hazard, continuous pressure, point-of-use applications for protection against back siphonage and back pressure
- When installed upstream of a water-driven foamer or sprayer this part will prevent chemical solution and/or compressed air from backing up into the water source in the event of reverse suction (power failure, improper operation, failure to close inlet ball valves, etc.)
- Discharge vent can be plumbed to direct the discharge to an appropriate drainage area.
- May be mounted horizontally or vertically



Model #	Description
270298	1/2" (Watts 9DM2) Backflow Preventer
270299	3/4" (Watts 9DM3) Backflow Preventer

WATER PRESSURE/FLOW TEST KIT

- Provides quick confirmation of available water pressure and water flow at the equipment water inlet
- Connects to standard male garden hose fitting
- Use to determine equipment needed for existing setup or a new facility
- Also for use mounted in line with installed equipment to determine operational water pressure
- Troubleshoot existing setup
- Features three flow restrictors for testing standard flow, medium flow and high flow applicators



Includes four metering plugs

Model #	Description
336340	Water Pressure/Flow Test Kit

REQUIREMENTS / SPECIFICATIONS

Water Pressure Max.	160 PSI	11 bar
Water Flow Rate	@ 40 PSI	@ 2.8 bar
Small restrictor	1 gpm	3.8 lpm
Medium restrictor	4 gpm	15.1 lpm
Large restrictor	9 gpm	34.1 lpm

CHEMICAL DISPENSING ACCESSORIES:

SAFE FLOW™ JUG OR PAIL LIDS AND PAIL STICKS

- Safe and Convenient — Prevents splashing, reduces odor, and allows for quick replacement of chemical concentrate.
- **Jug / Pail Lids:** Machined polypropylene lids threaded to fit 1 gallon jugs and the pull-up spout of many 5 gallon pails.
- **Jug Lid** includes 1' of suction tubing. (Model 709101-R fits Rieke FLEXSPOUT® closures.) **Slip Stick** includes a sliding Jug Lid and fits containers up to 21" deep.
- All models shown include a hose barb that attaches directly to any 1/4" suction tube of a Lafferty chemical applicator or dispenser.
- **Pail Sticks:** Polypropylene sticks with sliding collars, threaded to fit 3/4" container lid knockouts.
- **Model 709105** includes a 16" Pail Stick and 5 gallon pail with lid.




709101 (various models)
1 Gallon Safe Flow Lid w/
Flexible Tube & Strainer

491610 - 5 Gallon
Safe Flow Lid w/ Rigid
Tube & Strainer

709105 - 5 Gallon Pail
with Suction Stem

Safe Flow Pail Sticks
491617 - 16" (above, left)
491622 - 21" (above, right)



LAFFERTY DRUM STICKS™ AND TOTE STICKS™ are chemical pick-up assemblies for use with pump-operated or venturi systems to draw chemical concentrates or diluted chemical solution directly from a drum, tote or holding tank.

Choice of seal material for optimum chemical resistance.

Choice of lengths with custom lengths available.

DRUM STICK / TOTE STICK

- Chemical/acid resistant polypropylene construction
- Connects to chemical pick-up tubes fitted to any venturi applicator or chemical pumping system
- Drum Bung Adaptor, machined to fit either coarse or fine-threaded bung holes, and Tote Stick Cover, for larger openings on totes and other bulk containers, keep trash out of chemical and allow easy depth adjustment of the Drum or Tote Stick.
- Rigid pipe overcomes problems common with flexible tubing
- Hastelloy strainer easily accessible for cleaning
- Choice of Viton or EPDM seals

SPECIFICATIONS

Polypropylene extension pipe

ID	3/4 in.	19.1 mm
Lengths:	Pipe Length	Inside Drum/Tote
33" Drum Stick	33 in. / 0.83 m	35 in. / 0.89 m
48" Drum Stick	48 in. / 1.22 m	50 in. / 1.27 m
54" Drum Stick	54 in. / 1.37 m	56 in. / 1.42 m
33" Tote Stick	33 in. / 0.8 m	36 in. / 0.91 m
48" Tote Stick	48 in. / 1.22 m	51 in. / 1.29 m
54" Tote Stick	54 in. / 1.37 m	57 in. / 1.45 m

Includes

- Machined polypropylene Drum Bung Adaptor with coarse and fine threads or 11" x 11" polypropylene Tote Stick Cover
- Four polypropylene hose barbs:

1/4 in.	6.3 mm
3/8 in.	9.5 mm
1/2 in.	12.7 mm
3/4 in.	19.0 mm
- Polypropylene chemical check valve
- Hastelloy chemical strainer

Model #	Description
491643	Drum Stick, 33" (Viton seals)
491643-E	Drum Stick, 33" (EPDM seals)
491644	4-Way Drum Stick, 33" (Viton seals)*
491644-E	4-Way Drum Stick, 33" (EPDM seals)*
491648	Drum Stick, 48" (Viton seals)
491648-E	Drum Stick, 48" (EPDM seals)
491649	4-Way Drum Stick, 48" (Viton seals)*
491645	Drum Stick, 54" (Viton seals)
491645-E	Drum Stick, 54" (EPDM seals)
491653	Tote Stick, 33" (Viton seals)
494653-E	Tote Stick, 33" (EPDM seals)
491654	Tote Stick, 48" (Viton seals)
491654-E	Tote Stick, 48" (EPDM seals)
491656	Tote Stick, 54" (Viton seals)
491656-E	Tote Stick, 54" (EPDM seals)

Custom lengths available on request

JANSAN/COMMERCIAL

METERING TIP DRIVER

- Simply the best and easiest way to install or change metering tips across the entire Lafferty product lineup.



Model #	Description
443790	Metering Tip Driver

* One Metering Tip Driver is included in each pack of metering tips enclosed with new venturi applicator orders.

LAFFERTY CATALOG SERIES

• Food & Beverage Processing • Pharmaceutical • Agriculture • General Industrial Applications



1 • Venturi Systems – City Water Pressure

2 • Venturi Systems – Boosted Pressure

3 • Venturi Systems – High Pressure

4 • Compressed Air Operated Systems

5 • Pump Fed Sanitizers, Foamers & Hose Drop Stations

6 • Entryway, Drain & Hand Sanitizing Systems

7 • Foggers and Fogging Systems

Special Applications

8 • Asphalt Release, Acid / Corrosive & Solvent Systems

9 • Chemical Management Systems

10 • Vehicle Wash & Detailing Systems

11 • JanSan / Commercial / Residential Systems

12 • Supermarket / Deli / Small Area Cleaning Systems

