



*ALL PRIME PUMPS*

## S & XS SERIES

SELF-PRIMING, SOLIDS-HANDLING TRASH PUMPS



# One Product - All Solutions

**ALL PRIME PUMPS** are manufactured using the most advanced technology and are totally interchangeable with several other popular brands of solids-handling self-priming pumps.

**ALL PRIME PUMPS** company is the result of more than two generations of skilled professionals globally, that specialize in the pump manufacturing industry. The result of this union of generations, is a product that can be used in a wide variety of pumping applications.

This type/design of pumps are the world's leading choice for waste handling applications in industries such as steel & paper mills, mining operations, food processing plants, power plants, automotive factories,



S-4 duplex station

tanneries and wineries. They are also the pumps of choice in many sewage handling applications worldwide.



S-12 diesel simplex

## Superior solids handling

Designed for economical, trouble-free operation, the solids handling capabilities of the **S-Series** & **XS-Series** pumps make them ideal for a variety of application including solids-laden liquids and slurries. The large volute design allows automatic repriming in a completely open system without the need for suction or discharge check valves.

Available in connection sizes of two, three, four, six, eight, ten and twelve inches. Pumps four inch and larger are designed to allow up to three-inch diameter spherical solids to pass through any critical area, including the circulation port.



S-6 diesel w/ DOT trailer



**ALL PRIME PUMPS**

## Easy to maintain

The **S-Series** & **XS-Series** pumps are designed with ease of maintenance in mind. Because they are self-priming, they can be mounted above the liquid being pumped. Should maintenance be required, it can be easily performed using common hand tools without disconnecting piping. The impeller, mechanical seal, wear-plate and check valve flapper can all be accessed through the clean-out cover opening.



S-4 duplex  
w/ fiberglass  
enclosure

## Advantage of self-primers

### Logistics:

- No confined space entry required
- Pump located outside the wet well for easier & cleaner access
- No heavy lifting equipment required for repairs
- Powered by standard NEMA motors

### Maintenance:

- Removable clean-out cover allows quick unclogging of pump
- Primary wear parts - mechanical seal, impeller & wear-plate can be changed through removable clean-out cover (except 10" & 12" models)
- Rotating assembly easily removed for shop repairs without disturbing piping

### Design:

- Rugged open impeller for solids handling to 3"
- Both speed & impeller trim can be employed to meet service conditions
- Impeller design keeps seal pressure low & reduces solids buildup in stuffing box
- Suction flapper check valve speeds self-priming and eliminates foot valves
- 150# ANSI flange port connections are standard

# Standard Features

## External shimless adjustment

Increases the life of the impeller and wear-plate. The external shimless rotating assembly allows for adjustment of the clearance between the impeller and the wear-plate. The working height of the seal assembly and impeller back clearance are not disturbed.



## Solids handling impeller

Two-vane, semi-open solids handling impeller handles up to 3" diameter solids, depending on pump model. Pump out vanes on impeller shroud reduce foreign material buildup behind impeller and reduce pressure on seal and bearings.



## Easy removable clean-out cover

The removable clean-out cover with handles and pusher bolt capability provides quick and easy access to the pump interior.



## Removable rotating assembly

The entire rotating assembly can be removed without disturbing pump volute or piping. Pusher bolts provide assistance with removal.

A spare rotating assembly can be easily installed, resulting in less downtime.



## Cartridge seal

Double-floating, self-aligning oil lubricated mechanical cartridge seal with stationary and rotating face of tungsten titanium carbide is designed for abrasive and/or trash handling applications.

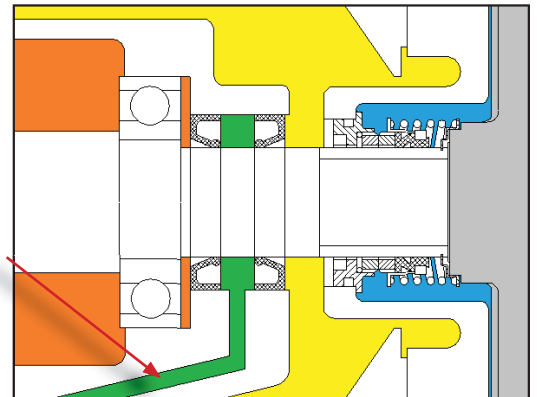


## XS-Series

### Dual protection of bearings








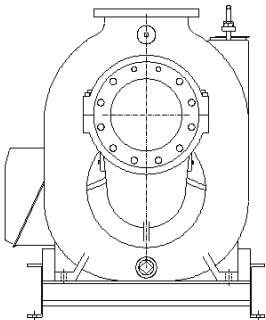
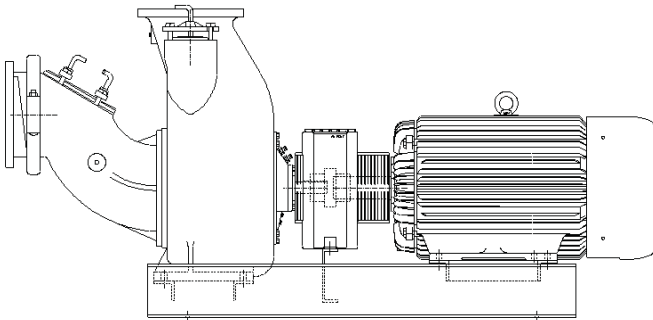
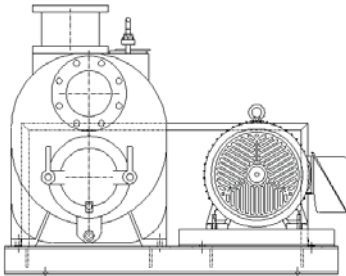
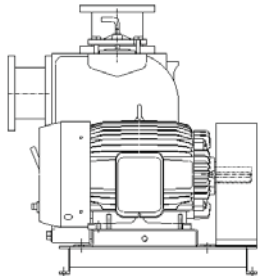
Atmospheric barrier along with two lip seals provide additional protection of bearings. And allows external seal monitoring.

(not included on 2" and 12" models)





# SPECIFICATIONS

Sizes	Materials of Construction	Max. Capacity	Max. Head	Max. Solids
2", 3", 4", 6", 8", 10", 12"	Cast-Iron, ADI, 304-SS, 316-SS, CD4, Hastelloy-C276, Bronze, Case-hardened	5000-gpm	130-feet	3-inch
				
<b>2" S-Series</b>				
				
<b>3" XS-Series</b>				
				
<b>4" XS-Series</b>				
				
<b>6" XS-Series</b>				
				
<b>8" XS-Series</b>				
				
<b>10" XS-Series</b>				
				
<b>12" S-Series</b>				
				
<b>XS-4 vertical v-belt drive</b>				
				
<b>XS-10 direct-drive</b>				
				
<b>XS-6 horizontal v-belt drive</b>				
				



## **ALL PRIME PUMPS**

A Division of Power & Pumps, Inc.  
 803 N. Myrtle Ave.  
 Jacksonville, Florida 32204  
 Ph: 800-803-0353  
 Fax: 904-356-8717  
 sales@allprimepumps.com